













FINANCIAL TIPS FOR TRAVELING

Stillman Bank's Smart Travel Tips To Keep Your Finances Safe

Before You Leave:



-  **Plan ahead!** Make sure you have several methods (Stillman debit card, Stillman credit card, travel card, etc.) of getting cash and making purchases, in case one method is lost or stolen. Keep these items in separate places while traveling.
-  **Contact the bank that issues each of your credit or debit card and let them know when and where you will be traveling.** If you don't, your cards may be suspended for suspicion of fraud as several common vacation destinations are high-risk areas.
-  **Get contact information for a person at your local Stillman Bank office.** Keep the information in a separate location in case your wallet or purse is lost or stolen.
-  **Ask Stillman Bank about purchasing foreign currency prior to departure for traveling abroad.** This may take up to a week, so don't wait until the last minute!
-  **Check the daily cash withdrawal limit, daily purchase limit, or credit limit for each of your cards.**
-  **Check the expiration date on each credit or debit card.** If the card will expire while you're away, contact your bank and request a new card be sent to you as soon as possible.
-  **Sign up for Stillman Online** so you can view daily account activity while traveling. Remember to only use reliable and safe means to access the internet, use antivirus on any device you are using, and download the Stillman Bank Mobile App!
-  **Memorize and test the PIN number of each of your cards.**
-  **Consider signing up for and using text alerts** so you can be alerted of any transactions immediately.
-  **Make copies of all of your cards** and keep in a separate, secure place.

Did you know?






Stillman Bank also has alternative prepaid card options (*Visa Travel Money Cards & Access Cards*) if you do not feel comfortable using your debit or credit cards when you travel.



While You Are Traveling:

-  **When you pay with your credit or debit card, check the payment slip carefully!** You are liable for the amount written in the box marked “Total,” so make sure it is filled in before you sign.
-  **Keep a copy of all ATM transaction records and sales receipts** and check these against your online or written statement.

Get Cash Safely:

-  **Look for ATMs that display the logos on the back of your card or those recommended by your bank.**
-  **Be alert and look around you!** If too many people are loitering around the ATM, go to another machine.
-  **If the ATM is in a booth, do not let anyone in the booth with you.** Do not enter a booth while someone else is waiting.
-  **Look at the front of the ATM,** making sure no parts are loose or held on with tape or Velcro as this would indicate a card swiping device may be attached.
-  **Use an ATM that is well lit and equipped with a security camera.**

**For more information: please contact us at 815.645.2266.
If your card is lost or stolen, be sure to contact us right away.**

After normal banking hours, please call:

Stillman Debit Card: 1.866.546.8273

Stillman Credit Card: 1.800.423.7503

