

Stillman BANK

Take Full Control of Your Cards with MyCardRules™

What is MyCardRules?

MyCardRules is an easy-to-use mobile app that lets you put all kinds of different controls on your debit, credit or ATM cards.

So, you can manage all of your card transactions right from your mobile device. You get complete control of how, when, where – and WHO uses your cards. Plus, being in control of spending and usage gives you another layer of security – and a little extra peace of mind.




Follow These Steps to Download MyCardRules

If you have an iPhone:

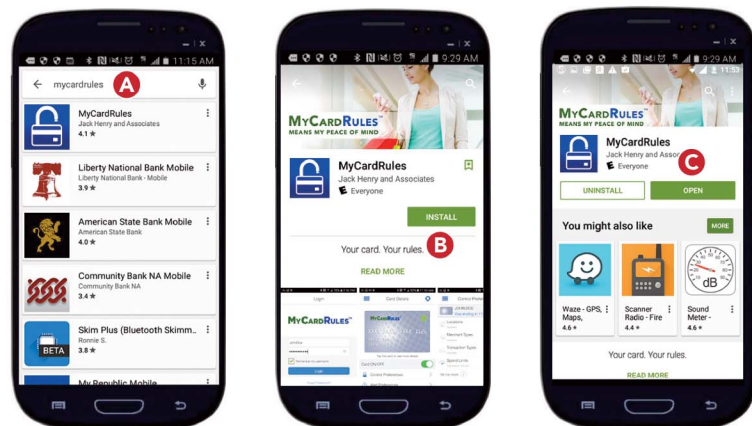
1. On your Home screen, find and tap the App Store icon **(A)**
2. Next tap the Apps icon **(B)** (at the bottom)
3. Tap Search (magnifying glass icon at the bottom right) and enter “MyCardRules”
4. Scroll until you see the “MyCardRules” icon, tap it and tap GET to install it **(C)**

Note: You may need to sign in to the iTunes Store to complete your installation



If you have an Android:

1. Tap the Apps icon on the bottom of your home screen
2. Then tap the Play Store icon
3. In the search box, type “MyCardRules” **(A)**
4. Find the “MyCardRules” icon and tap it to go to the details page
5. Tap INSTALL **(B)**. It's the green button just beneath the name of the app
6. Click “ACCEPT” on the next screen and the app will begin downloading to your phone
7. Once the app installs, the green “INSTALL” button will change to “OPEN” **(C)**
8. Click “OPEN” to go to the log in screen where you can set up your user account



Download MyCardRules™ from Google Play™ or the App Store™ today!

Take Control of How, When, Where, and Who Uses Your Card

Here's How to Get Started with MyCardRules

After you download MyCardRules:

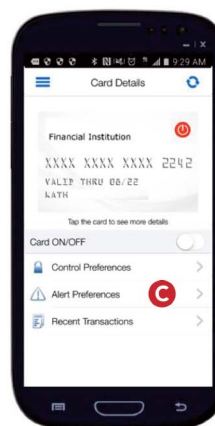
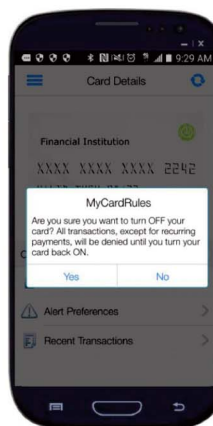
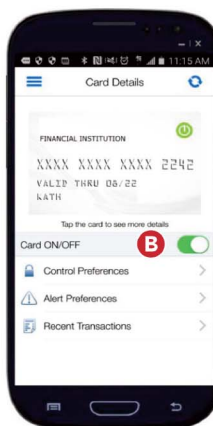
Select “New User” (A) and simply enter your card information. You'll need to provide:

- Your card number
- The expiration date
- Security code (back of your card)
- A username and password

Then you can set controls and alerts on all your cards. For example, you can:

- Turn your card on or off (B)
- Set spending limits based on a certain dollar amount, transaction type or merchant type
- Get instant alerts when a card is used or for certain types of transactions (i.e., when the card is declined) (C)
- Choose a specific region where the card can be used or restrict usage based on your mobile device's location
- Set parental controls and monitoring
- Share your card with dependent cardholders; once they register your card, they can start using it, but only within the limits you have set for them

Best of all, managing your cards with **MyCardRules** is safe and secure. Your account is password-protected and highly encrypted.



Requires iPhone with iOS 9.0 or above. Compatible with iPhone, iPad and iPod Touch. Apple, the Apple logo, iPhone and iPad are trademarks of Apple, Inc., registered in the U.S. and other countries. App Store is a service mark of Apple, Inc. iOS is a trademark or registered trademark of Cisco in the U.S. and other countries and is used under license.

Requires Android 5.0 or above. Google Play, the Google Play logo and Android are trademarks of Google LLC. Use of this trademark is subject to Google Permissions.

Your Card. Your Rules.

MyCardRules is truly a better way to manage your cards. Because whether you want to stop certain types of transactions, limit spending on specific transactions or simply get notified about card activity, **MyCardRules** gives you the certainty and security you need.

Best of all, you're always in control. You set the rules and you create the restrictions and alerts that meet your specific spending preferences.

Get the **MyCardRules** app from the AppStoreSM or Google PlayTM today.



Control all your cards right from your mobile device. Get MyCardRules today!

Member
FDIC